



nature activities

Get some fresh air by having a go
at these nature inspired activities
without leaving your garden.

A LIFE OF OPPORTUNITY
EST.1954

Taurus Crafts, Lydney, GL15 6BU - 01594 844841
www.tauruscrafts.co.uk - enquire@tauruscrafts.co.uk

   [@tauruscrafts](https://www.instagram.com/tauruscrafts) [#tauruscrafts](https://www.facebook.com/tauruscrafts)



bird spotting

See how many birds you can spot in your garden.
Use this checklist and images of different birds.

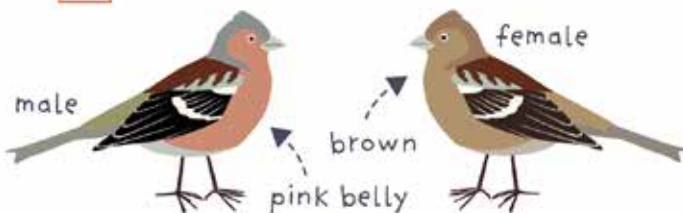
☐ Black Bird



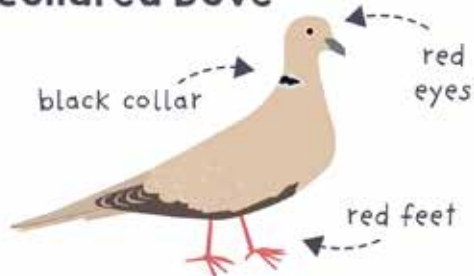
☐ Blue Tit




☐ Chaffinch



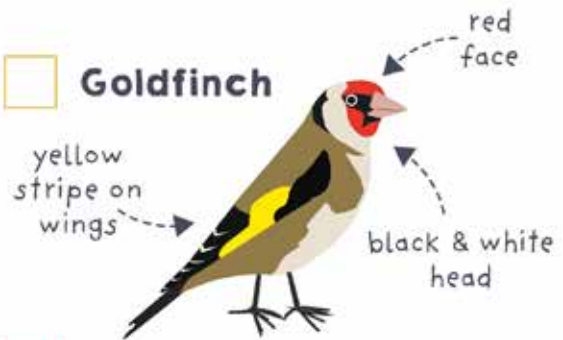
☐ Collared Dove



☐ Wood Pigeon



☐ Goldfinch



☐ Robin



☐ Great Tit



☐ House Sparrow



☐ Starling



nature pictures



How to complete the picture puzzles

1. Collect flowers, sticks, grass, leaves, stems, rocks, seeds and more from your garden.
2. Print and colour the bunny faces, rainbow and tree. (on the following pages).
3. Display your nature finds on the table so that your children can see all the materials available to them.
4. Place the glue (optional) and the printables on the table.
5. Get creative. decorate the printable over and over (don't use glue) or use glue to create an artwork to display.
6. Display them around your house when completely dry.
7. Repeat as many times as you want, by printing more sheets or drawing your own designs.

