



camphill
village
trust

TAURUS CRAFTS

free activity pack

A selection of fun activities to have
a go at, including word-search,
colouring sheets, a maze, spot the
difference and more.


A LIFE OF OPPORTUNITY
EST.1954

Taurus Crafts, Lydney, GL15 6BU - 01594 844841
www.tauruscrafts.co.uk - enquire@tauruscrafts.co.uk

   @tauruscrafts #tauruscrafts


leaf pair

Which two leaves are the same?



bee maze

Drawing a line, can you help the bee get to the pot of honey?



wordsearch

Seventeen nature words are hidden, can you find them?

B A T O I M O R E L I L Y S
E D F J K P K C B D I A Z Y
F S E A W E E D P A W R N C
U Q D V I K M B N V G T B A
R I P C F N G S R R A W N M
O W L Y R C A T E X D I H O
B X O D O Y J H D P U G T R
I J V S G P S H E L L D O E
N E W T E I C V O S I J K C
O P C K F T S K W Q M U R N
D R A G O N F L Y C P H E Q
Y U N I N S M O U S E O W F
F I J D V P K F T N T V I O
K X B L U E B E L L C Y J X

BAT
KINGFISHER
SHELL
LIMPET


FOX
SEAWEED
FROG
SNAIL

LILY
DRAGONFLY
TWIG
MOUSE

ROBIN
OWL
BLUEBELL
SYCAMORE
NEWT

crossword

Test your nature knowledge.



Down

1. Fruit of bramble plant
2. Sea-bird with multicoloured beak
3. Green plant with leaves that sting
4. Tall plant with big yellow flower
5. Insect that makes honey and can sting
10. Long slippery fish
- II. Large tree that has seeds called acorns





Across

5. UK animal with black & white striped head
6. Bright blue bird that eats fish
7. Flying creature that comes out at night
8. Where the ocean meets the land
9. Long line of trees between fields

pop art

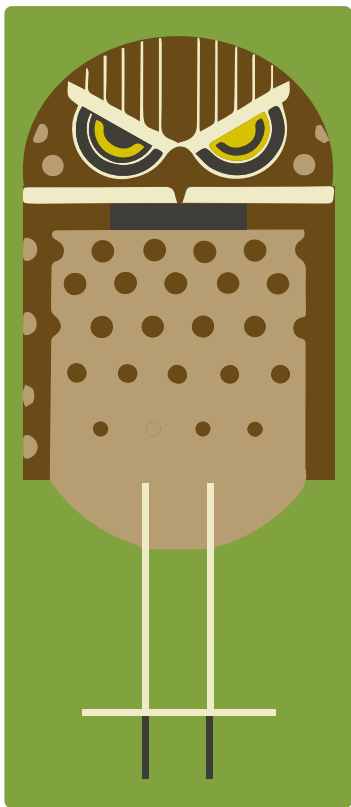

Colour in these images inspired by famous pop artists.





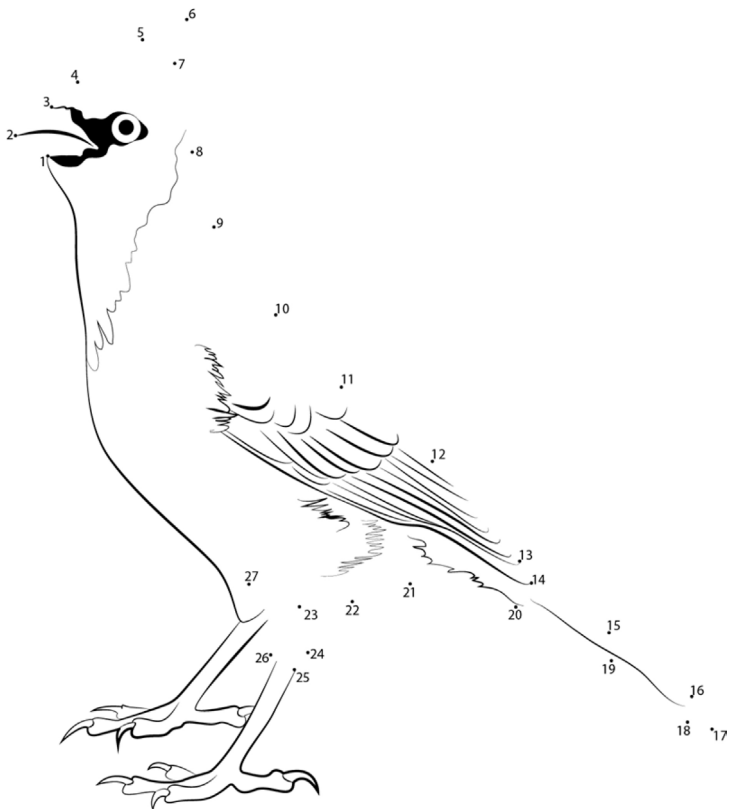
spot the difference

There are seven differences - can you spot them all?




dot to dot bird

Join the dots and colour the bird in a pop art style.



doodle art

Create your own work of art in the frame below.



little duck finger puppet

Instructions

1. Draw a duck or copy from picture onto cardboard
2. Colour the duck on both sides draw eyes, bill and circle to cut hole for your finger
3. Make sure an adult helps you to cut out your duck and cut a hole as in the picture
4. Place your finger into the puppet and use your voice to say "Quack Quack "Make your puppet move and swim!



What you will need:

Cardboard, Scissors
Colouring pens, pencils or
paint

You may also want to use
glitter's and any other
decorative touches to
finish your duck.

recipes

ginger bread biscuits
method page - 13



Ingredients

75g butter
3 1/2tbsp golden syrup
60g light soft brown sugar
175g plain flour
1/4 tsp bicarbonate of soda
2tsp ground ginger

puff pastry pizzas
method page - 14



Ingredients

320g ready-rolled light
puff pastry
6 tbsp tomato purée
1 tbsp tomato ketchup
1 tsp dried oregano
75g mozzarella or cheddar

For the topping

sweetcorn, olives, peppers,
red onion, cherry tomatoes,
spinach, basil

ginger bread people

Method

1. Add butter, golden syrup and light brown sugar to a pan. Stir on a low heat until sugar has dissolved.
2. Add flour, bicarbonate of soda and ginger to a mixing bowl then stir together. Make a well in the centre and pour in the sugar and butter mixture.
3. Stir together to form a dough (it might be easiest to use your hands).
4. Wrap in clingfilm and let chill for 30mins to firm up.
5. Lay the dough between two sheets of baking parchment. Press dough lightly with a rolling pin. Give a quarter turn than repeat.
6. Give it a final quarter turn, then start to roll backwards and forwards, giving regular quarter turns. Until dough is roughly thickness of a £1 coin.
7. Using a biscuit cutter cut out the shapes. Bake at 190°C (170°C fan) mark 5 for 10 to 12min, until lightly golden brown.
8. The biscuits won't be firm but will harden when left to cool outside the oven.

puff pastry pizzas

Method

1. Heat the oven to 200C/180C fan/gas 6. Unroll the pastry, cut into six squares and arrange over two baking trays lined with baking parchment. Use a cutlery knife to score a 1cm border around the edge of each pastry square. Bake for 15 mins, until puffed up but not cooked through.
2. While the pastry cooks, make the sauce and prepare your toppings. Mix the tomato purée, tomato ketchup, oregano and 1 tbsp water. Grate the cheese and chop any veg or herbs you want to put on top into small pieces. Set aside.
3. Remove the pastry from the oven and squash down the middles with the back of a spoon. Divide the sauce between the pastry squares and spread it out to the puffed-up edges. Sprinkle with the cheese, then add your toppings. Bake for another 5-8 mins and serve.

story quest

Make up your own Elf Quest Story by selecting words from the list below, or choose your own words and filling in the gaps on the story quest sheet.

Cheerful	Quietly	Chilly
Nervous	Quickly	Bright
Clever	Suddenly	Foggy
Ancient	Kindly	Spooky
Young	Foolishly	
	Lazily	Stinky
Horrible		Pointy
Bored		Round
Hardworking	Cry	Floppy
	Whisper	Sparkly
	Hiss	Slimy
	Roar	Bubbly
	Mix	Messy
	Create	Enchanted
	Pour	Glowing
		Creepy
		Cheerful
	Creep	
	Skip	
	Bolt	
	Wander	

Remember its your story so there's no right and wrong.

One _____ morning, a _____ elf is preparing a potion. The elf has _____ a _____ ears, _____ eyes, and wears a _____ hat. It makes him look _____. The elf _____ some goo, _____ leaves, and a pinch of powder that smells _____, to his potion.

As he prepares to add the final ingredient, he _____, “Oh no! I have run out of _____ berries. I can’t possibly _____ my potion without them.” So the elf packs a _____ satchel and _____ into the _____ woods around his home. The woods are full of _____ sounds, making the elf feel _____. The elf knows that the _____ berries only grow in a _____ area that is just beyond a dragon cave. The _____ dragons are a _____ clan, so the elf feels very _____ to meet them.

As the elf _____ closer and closer to the dragon cave, he feels more and more _____. Soon he sees the edge of the cave, with its _____ opening. He _____, getting closer and closer, when a _____ dragon _____ pokes its _____ head outside, and says, “_____.”

THE END

answers

Find out how you did.

Leaf pairs b + e

Wordsearch



Crossword

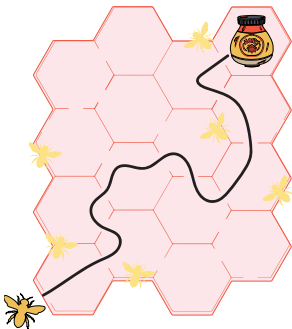
Down

1. Blackberry
2. Puffin
3. Nettle
4. Sunflower
5. Bee
10. Eel
11. Oak


Across

5. Badger
6. Kingfisher
7. Bat
8. Seashore
9. Hedgerow

Bee maze



Spot the difference



children's activities

1st until 30th August

We have put together a mini programme of daily creative activities (with minimized risk) plus a free trail - get your trail sheet from the gift shop. Please see onsite signage, website and social media for activity programme details.

camphill village trust

As a national charity, Camphill Village Trust brings 65 years of experience, knowledge and passion to supporting people with learning disabilities, autism, mental health challenges and complex needs.

Taurus Crafts is run by Camphill Village Trust, a national charity that supports adults with learning and other disabilities to have a life of opportunity. Your custom supports both fabulously, skilled crafts people as well as helping Camphill Village Trust to support people to live an active life, where they can contribute to the wide community on an equal basis.

To learn more about the camphill village trust you can visit:
www.camphillvillagetrust.org.uk or www.tauruscrafts.co.uk